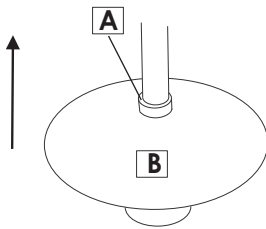


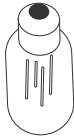
# ASSEMBLY GUIDE

## LORD CHANDELIER

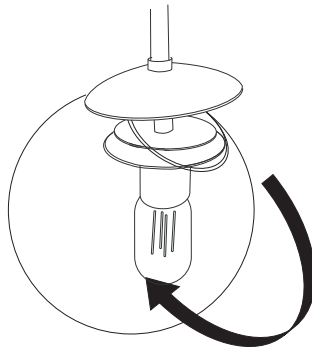
1. Loosen decor **A** to slide back cap **B**. Add light source.
2. In an angled position carefully rotate glass into correct position. Hold glass in place.
3. Slide cap **B** against glass followed by decor **A** and tighten the decor.



1.



2.



3.

